

ISO 9001:2008

# ColumbusJACK/Regent

*"The Strength of Experience"*

## PRODUCT DATA SHEET PORTABLE FLOOR CRANE *Model 9601-010, 1,000 Lb Capacity*

### Standard Features

- ◆ 1,000 pound capacity at any height
- ◆ Air transportable with Tie Down Rings
- ◆ 12" Poly Tread Swivel Casters with Swivel Locks and Caster Brakes
- ◆ Completely self-contained with manually operated Winch
- ◆ Rapid Deployment - **No Tools Required**
- ◆ Towable up to 5 mph in Transport Mode
- ◆ High degree of reliability
- ◆ Very low maintenance
- ◆ Used in adverse environments
- ◆ Skydrol Resistant Yellow

### Documentation

- ◆ Operation and Maintenance Manual
- ◆ Certificate of Conformance
- ◆ Load Test Reports
- ◆ Factory New - 12 Month Written Warranty

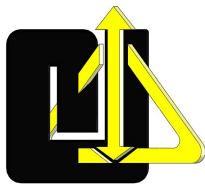


Our Portable Floor Cranes are designed and built to meet or exceed the most demanding requirements of the international ground support markets, both commercial and military applications, and to withstand harsh environmental conditions, rugged use and to provide many years of long and dependable service. The Portable Floor Cranes are designed to lift 1,000 to 8,300 pounds at any height, depending on the model. They are air transportable with tie down, and with the outriggers and mask properly stored and secured it can be towed at 5 MPH in the Transport Mode. Our low maintenance Portable Floor Cranes can be deployed by one person and are manually erected and operated by a single winch.

PORTABLE FLOOR CRANE SPECIFICATIONS								
VERTICAL CAPACITY (Lbs/kg)	MAX TOWING SPEED* (MPH/kph)	12" CASTERS	RAMP MOBILITY Degrees	MOBILITY	NET WEIGHT ( Est. ) (Lbs/kg)	CRATED WEIGHT ( Est. ) (Lbs/kg)	CRATE DIMENSIONS (Est.) L x W x H (Inches/mm)	CU FT CRATED (Est.) (Cu ft/cu m)
1,000	5	4	20	<i>Air Transportable</i>	2,200	3,250	268 x 39 x 80	483
454	8.0	305			998	1,474	6,807 x 991 x 2,032	13.7

*\*In transport mode only*

Page 1 of 2  
Rev 08/09



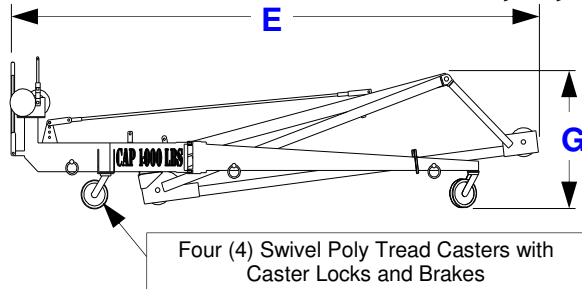
ISO 9001:2008

# ColumbusJACK/Regent

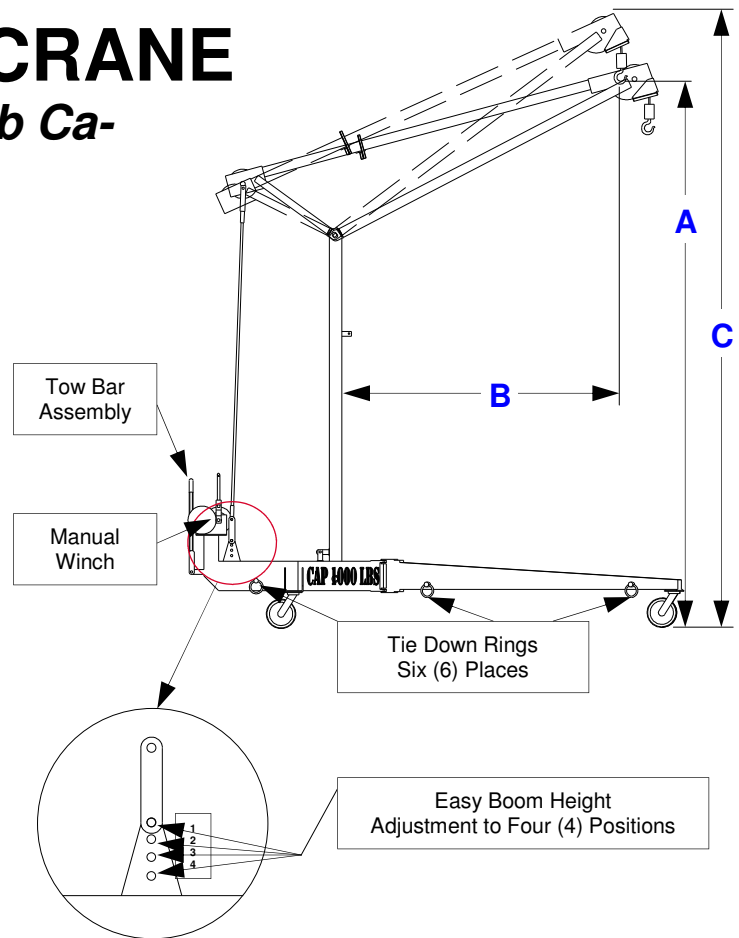
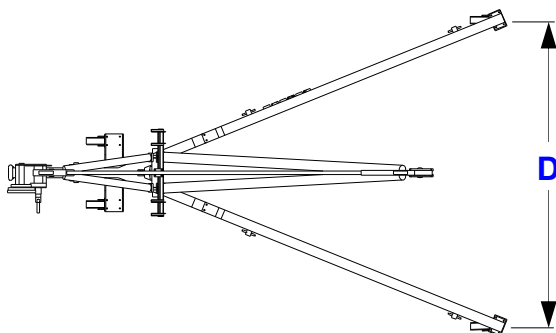
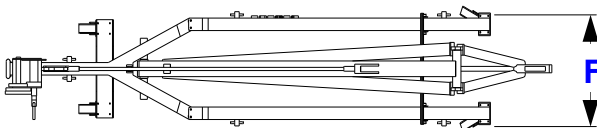
*"The Strength of Experience"*

## PORTABLE FLOOR CRANE

**Model 9601-010, 1,000 Lb Ca-**



**Transport Mode**



### PORTABLE FLOOR CRANE SPECIFICATIONS

VERTICAL CAPACITY (Lbs/kg)	4 LIFT MODE POS.	A	B	C	D	E	F	G
		MAXIMUM HOOK HEIGHT (Inch/mm)	MAXIMUM HORIZ. REACH (Inch/mm)	OVERALL HEIGHT (Inch/mm)	OUT-RIGGER EXTENDED WIDTH (Inches/mm)	TRANSPORT MODE		
						LENGTH (Inches/mm)	WIDTH (Inches/mm)	HEIGHT (Inches/mm)
1,000	1	246	127	264	129	264	35	72
453.6		6,248	3,226	6,706	3,277	6,706	889	1,829
1,000	2	252	123	270	129			
453.6		6,401	3,124	6,858	3,277			
1,000	3	258	119	276	129			
453.6		6,553	3,023	7,010	3,277			
1,000	4	264	115	281	129			
453.6		6,706	2,921	7,137	3,277			

#### APPLICATIONS

GE90, TRENT 800, PW4098  
Fan Cowl & Inlet Nose Cowl  
Removal & Installation

B777	B737	A320
B767	A340	A319
B757	A330	---
B747	A321	---